



Farm Road Government Primary School

P.1 Parent Workshop: Home Reading

17th November, 2023



P.1 English School-based PLP-R/W

01

**PLP-R/W
Programme**

**Home reading
skills and
techniques**

02

03

Q & A



P.1 School-based PLP-R/W

Curriculum

Run in cycles

Teachers

NET teacher & Local English teacher



Teaching materials

Big books / e-books

Aims

Foster English language proficiency with a focus on reading

PLP-R/W books



Reading

**Phonics chants /
vocabulary**

**High frequency
(sight) words**

**Relating pictures
to words**




**Big books
shared reading**

**Guided reading
(small groups)**

**Home reading
(individual)**

**Learning
stations**

Phonics Chant **A**



Ants on the **a**pple

a a a

Reading

**Phonics chants /
vocabulary**

**High frequency
(sight) words**

**Relating pictures
to words**



**Big books
shared reading**

**Guided reading
(small groups)**

**Home reading
(individual)**

**Learning
stations**

Learning Stations

**Phonics
Station**

**Activity
Station**

**Guided
Reading
Station**

**Self-
learning
Station**





Why Home Reading?

- To foster the children's **independence** and **motivation** in learning to read and reading to learn
- To **encourage** children the love of reading of **English texts**
- Parental support is crucial in establishing and maintaining **children's lifelong reading habits**
- Reading with parents is a **valuable and enjoyable** activity
- Parents can provide **a positive role model** by reading regularly themselves
- It strengthens **the bond** between parent and child




What a Noise!



Author : Ben Parker
Illustrator : Ming Wong

Before Reading

Look at the book cover!



1 What is the title of the book?

2 Let's read it together.

3 How many words are there in the title?

4 Let's count it together.

5 What can you see?

6 How many animals can you see?


7 What are they doing?

8 ?

9 ?


10 ?

Let's practise!



Picture Walk

Look at the pictures page by page



1 What can you see?

2 What is it?/ What are they?

3 What colour is it/ are they?

★ 4 Who is he/ she?

5 How does he/ she feel?

6 What is he/she doing?


7 ?

8 ?

9 ?


10 ?

Let's practise!



Reading the Text

Look at the words page by page.



1 Let's read the title again.

2 Can you point at the author/ illustrator?

3 What is this word?

4 Look at the first letter.

5 Look at the end of the sentence.

6 Let's read the sentence together.


7 ?

8 ?

9 ?

10 ?


Let's practise!



After the Reading

Ask questions.

1	It's your turn to read.
2	What animals are in the story?
3	Which animal do you like best?
4	Why do you like that animal?
5	?



Raz Kids



Books Read: 12,146,313,840 | Readers Online: 61,770

[Order Now](#)

[Free Trial](#)

[About Raz-Kids](#)

RESOURCES ▾



MANAGE STUDENTS ▾



Raz-Kids

The award-winning website where K-5 students go to read — anytime, anywhere!

[Get Free Samples](#)


[Start My Free Trial](#)

[Order Now](#)

















































New to Raz-Kids? Watch our quick video introduction!

Good Readers ...


 <p>dog</p> <p>Look at the picture.</p>	 <p>dog</p> <p>Look at the first letter.</p>
 <p>d - o - g</p> <p>Sound out and blend the letters.</p>	 <p>bigger</p> <p>Find the small word in a big word.</p>
 <p>hap py</p> <p>Chunk the word into syllables.</p>	 <p>past fast</p> <p>Know a word that looks the same.</p>
 <p>Go back and read it again.</p>	 <p>Read on and come back.</p>

Good Readers Ask ...

-  Does it look right?
-  Does it sound right?
-  Does it make sense?

a	b	c	d	e	f	g	h	i	j	k	l	m	n	o	p	q	r	s	t	u	v	w	x	y	z
A	B	C	D	E	F	G	H	I	J	K	L	M	N	O	P	Q	R	S	T	U	V	W	X	Y	Z
 t tt turtle millions	 b bb ball robust	 r rr rabbit barrel	 a apple	 o octopus root	 m mm sock summer	 s ss c x sausage kiss pencil six	 h hand	 e egg	 c k ck q x cat king duck queen six																
 l ll lemon jelly	 n nn kn nine heavy knife	 i insect	 p pp pig apple	 j g jelly graffiti	 y yoyo	 u umbrella	 f ff ph fish off phone	 w wh u window whole queen	 v ve violin dove																
 d dd dog tadpole	 g gg girl egg	 z zz zebra puzzle	 ch cheese	 sh shoe	 th think butter	 ng n ring risk	 si s television measure	 ee ea ey e y e_e sweet beach key me happy Cantonese																	
 ai äy a_e a rain day cake table	 igh i_e ie y i light blue pie cry hi		 oa oe o_e ow o coat toe nose arrow bing		 u_e ue ew u tune due new music		 oo u book push	 oo u moon under																	
 or ore aw au corn more draw August	 ou ow house cow	 oy oi boy noise	 ar star	 are air square hair	 ir er ur or bird her fur word		 ar er or our a e i o u dollar ladder doctor actor pizza problem family iron album		 ear eer war dinner																

Ask the Right Questions!



Decoding is easy – **comprehending is difficult.**

By asking the right questions, you can find out if your child fully understands the text.

Don't rely on questions with yes or no answers. Ask **open-ended questions** that require your child to think about what they have read.

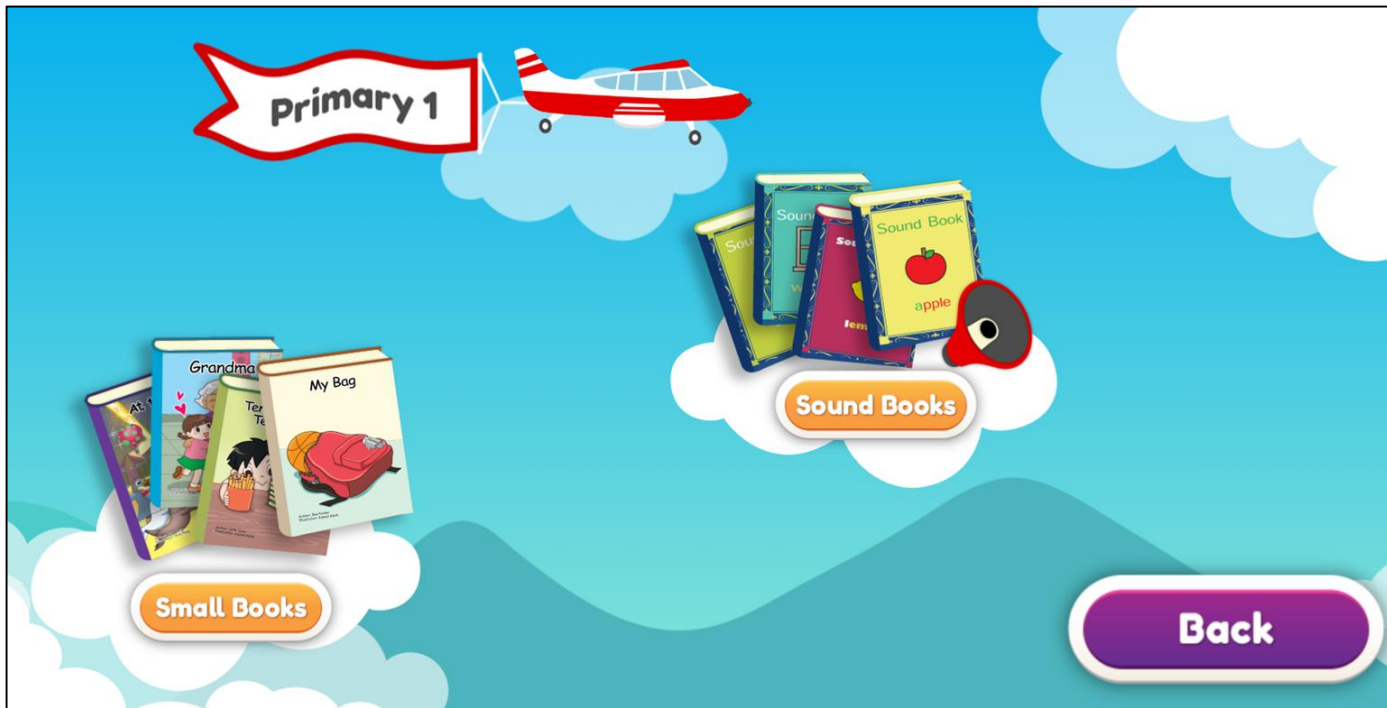
Decoding is NOT comprehension.

당신이 대우받고
사람을 대하라








Space Town Go



Library



Questionnaire





EDB Resources



Q & A

